

# VOLVO

# 240

Series



H. E. Marshall (Motors) Ltd.  
Petersfield Avenue  
Slough, SL2 5EF  
Slough 23031 & 24209  
Parts only 22950  
Your local Volvo main dealer







## Volvo 244 DL

The 244 DL is the most popular model of the Volvo 240 series and it's not hard to see the reasons why. Examine Volvo's standard of construction and consider their durability, superb finish and complete specification.

2.1 litre engine developing 107hp

(DIN), 4 speed manual gearbox or 3 speed automatic, matching cloth upholstery and luxury pile carpeting, 21.5 cu. ft. boot, halogen headlights, headlight wiper/ washers, tachometer, superb heating and ventilation, day-running lights, boot light, wrap-around tail lights, integral rear fog lights.





## Volvo 244 GL

The Volvo 244 GL is new to the Volvo range. It is for the individual who wants that 'something extra' in the way of specification and luxury. The engine gives the same lively performance as the 244 DL but the manual transmission has overdrive on

4th gear (of course, automatic transmission is also available). In addition, as standard, are sunroof, tinted glazing, colour keyed interior, heated driver's seat, metallic paint, leather upholstery, rectangular halogen headlights.



## The unique Volvo 240 series

The 1979 Volvo 240 series illustrates yet another stage in AB Volvo's multi-million pound development programme. All the traditional Volvo virtues are here—prestige, quality, reliability, safety and durability, coupled with impeccable handling and roadholding, responsive performance, unrivalled specifications and unbeatable value for money. Volvo cars are not designed for the average motorist. Volvos are not 'average' cars. Volvos are designed

for individuals who want something more from their car in every respect—comfort, safety, driving pleasure, reliability—to provide an environment that is prestigious and pleasurable whilst still being functional. A Volvo 240 series car is unique in today's motoring world. To appreciate the car you must drive one. Contact your local Volvo dealer; he will be happy to arrange a test drive for you.

# Total control

It doesn't take long to familiarise yourself with the handling and roadholding of a car. However, it is natural in emergencies or critical situations to react with harsh movements of the steering wheel, hard braking, immediate acceleration or deceleration ; all cars do not respond kindly to sudden manoeuvres and with some, loss of control may result. In a Volvo 240 series you can control the car in practically every situation by using normal driving techniques.

The car is designed to have respect for the unexpected. Volvos are built to behave the way you would expect them to, even in emergency situations. This is because of the excellent combination and balance of components and technical systems. This gives you an easy car to control, superb roadholding and exceptional driving control. All controls are within easy reach and all round vision is superb.

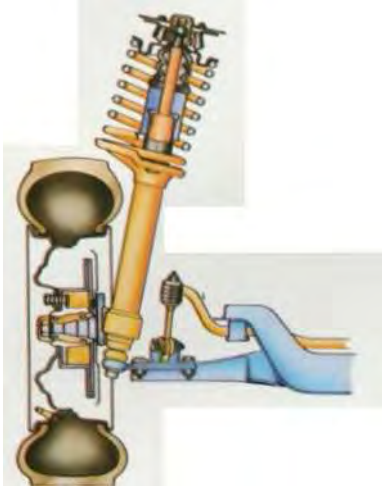




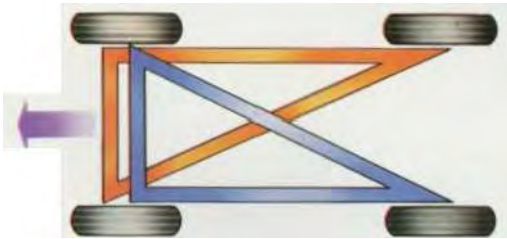




In the 1979 240 series cars, still further improvements have been made to the roadholding. Developments include stronger anti-roll bars and stiffer shock absorbers; coupled with the spring strut front suspension an extremely smooth and comfortable ride is ensured.



The brake system is dual circuit and of the triangle split type. This means that if one circuit fails, both front wheels and one rear wheel will still be braked, giving 80% braking effect and maximum directional stability.



No more than the usual pedal pressure is required thanks to Volvo's unique design brake master cylinder. In fact the first warning you would probably get would be the warning light on the dashboard. Volvo 240 series cars have servo assisted disc brakes all round.









# Safety-a Volvo strength

How many times have you heard people talk about how safe a Volvo is? How many stories have you heard about people involved in accidents being saved by their Volvo? People talk about Volvo safety because Volvos really are safe cars.

Volvo look at safety in two ways preventive safety (active) and protective safety (passive). Good roadholding, braking, visibility, steering, comfort and acceleration are important in preventing accidents and the 1979 Volvo 240 series has them

all. However, it is also important to protect the driver and passengers in the unfortunate event of a collision. Volvo cars are designed to provide you with this protection.

In 1976 the National Highway Traffic Safety Administration in the U.S. declared the Volvo 244 to have the best potential for occupant protection of any car in its size or class. As a result they have decided to use the 244 as a basis for the future development of car safety features.





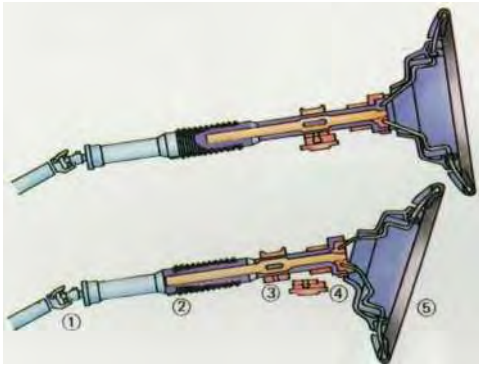




The driver and passengers are protected in a safety cage composed of strong steel profiles. The front and rear ends are designed to act as 'crumple zones' which absorb impact in the event of a collision. The doors are strengthened with separate strong tubular bars to protect you in the event of a side impact collision.



The steering wheel and steering shaft are also designed to provide maximum safety in the event of a collision:



1. The lower steering shaft gives way.
2. The steering shaft compresses.
3. The steering column slides forwards and downwards.
4. The steering wheel attachment gives way.
5. The padded area over the centre of the steering wheel provides further protection.













## Aids to decision making

At the wheel of a 240 series Volvo you will find an impressive array of instruments, laid out before you; switches and warning lights tastefully blended and designed into the fascia. The whole layout is planned for easy access, immediate appraisal and fingertip control.

One warning sensor tells you if a headlight, tail, brake, or day-running light fails. Other warning indicators show brake failure, handbrake application, alternator charge, oil pressure, indicators, full beam, heated rear window, choke, hazard warning.

The comprehensive heating and ventilation controls are housed on the centre console along with fasten seat belts reminder, rheostat, cigar lighter,



ashtray and quartz clock, controls for headlamp wiper/washers. On the steering column are the controls for two speed wipers, electric washers, indicators, intermittent wipe/wash, headlight main beam.

At a glance and with no fumbling you are in control of the situation.



## With a Volvo 240 you're comfortably off

From the versatile front seats to the cavernous luggage space Volvo 240 series are designed to meet your every comfort requirement.

The seats are the result of extensive research undertaken in collaboration with Volvo designers and orthopaedic specialists. They illustrate the attention to detail to be expected in cars of this calibre.


The upholstery in the 244 DL is of durable knitted textile. However, the more luxurious GL and GLE offer leather or plush upholstery. Thick carpeting is colour matched to the upholstery and interior. Front and rear seat belts are

standard. The front doors are fitted with storage pockets to give extra space on top of that provided by the illuminated and lockable glove box (which also features a vanity mirror behind the lid). The boot is illuminated and provides 21.5 cu. ft. of space. The boot panel on the 1979 model has been lowered to allow easier loading of luggage. Most suitcases can be put 'handle up' in the Volvo boot.

Another new feature on the 1979 cars is a buzzer to warn if you leave your headlights on or your keys in the ignition as you open the door to leave the car.









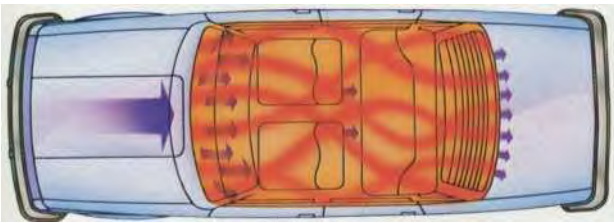
The driving seat has an extremely wide range of adjustment so the driver can usually select a sitting position unique to him.

The driver's seat can be moved backwards or forwards to provide you with the optimum seating position. It can be raised or lowered not only to give better posture, but to improve your view through the windscreen. The backrest, which is fully reclinable,



also incorporates an integral head restraint as well as the famous Volvo lumbar support system to give your back support where you need it most.


The extremely efficient heating and ventilation system passes warm or cool air through twelve entry points. You can determine the force of air and direction best suited to the weather conditions. You can have



warm air round your feet while keeping a cool head. Rear seat passengers are catered for by strategically located outlets under each front seat. The heater settings are thermostatically controlled and there is a quiet three speed fan. Whatever the temperature outside, the inside of your Volvo is always a pleasant place.









## Progress through quality

To build cars in the class of the Volvo 240 series, quality means thinking about your customer at the drawing board. The function and reliability of each individual part must be tested under the most extreme conditions in the laboratory; on the test bench; in the climatic chamber and on proving grounds, where 12,000 miles of testing equals 60,000 miles of normal motoring.

The Swedish Motor Vehicle Testing Authority monitors the life expectancy of all cars on sale in Sweden. Their latest figures indicate a life expectancy of 16.7 years for Volvo-more than any other car on the market. To the owner of a 1979 Volvo it means better trade in value when it comes to changing the car, fewer day to day worries and lower maintenance costs.




*The ski rack illustrated on the right is a genuine Volvo accessory.*













The Volvo car body is given extremely effective rust-proofing. It is completely immersed in an electrolytic primer bath, anti-rust oil is used inside closed sections. From the waist moulding downwards, the bodies are given an extra coat of stone chip paint.



Many body components are made of hot zinc coated sheet steel.



The front wheel housings are fitted with separate protective inner mudguards made of impact-resistant polypropylene to provide protection from road chippings. The result is lower noise level and better corrosion resistance.



The door sills are ventilated and kept dry on the inside by means of an air slipstream. The outside is also sprayed with polyester plastics to counteract stone chipping damage.



The brake pipelines are made of hard and corrosion-resistant copper/nickel alloy.



The Volvo B21 engine fitted to the 240 series cars has been thoroughly developed and tested. It is an exceptionally reliable unit with excellent torque characteristics.



## Volvo 244 GLE

The higher performance 244 GLE is the top of the 244 range. The 244 GLE is for the discerning motorist who appreciates the traditional Volvo virtues, but wants the extra power and enjoyment this car can provide. The 2.1 litre fuel

injected engine develops 123hp (DIN). The specification includes 4 speed manual gearbox with overdrive on 4th gear or 3 speed automatic transmission, metallic finish, tinted glass, tachometer, headlamp wiper/washers,

halogen headlights, sunroof, integral rear fog lights, colour keyed head restraints and door panels, carpeted boot, disc brakes all round, heated driver's seat plus special badging.





## Volvo 245 DL and GLE

The Volvo 240 estates offer you prestige and comfort which makes them leaders in their class. They are real five door estate cars, not merely modified saloons. They can carry five adults in comfort and still take plenty of luggage; with the rear seat folded there is a cargo area over 6ft. long

with 70 cu. ft. of loadspace. For loading bulky items the rear door is 3' 8" wide and 2' 6" high. The hinges are fitted on the outside to assist easy entry. Vinyl upholstery is available as an option on these cars.

(A separate brochure is available for Volvo 200 series estate cars).





# Specifications

## Engines

Four-cylinder, liquid-cooled with five-bearing crankshaft. Overhead camshaft and light-alloy cylinder head.

## Cooling System

Frost-proofed and sealed. Capacity 8.3 Imp. quart. (9.5 litres).

## Electrical System

12 V/60 Ah battery. 55 A alternator.

## Fuel Tank

Capacity 13.2 Imp. galls. (60 litres). Safety location beside rear axle.

## Transmission

Manual, Diaphragm type clutch. Four-speed, fully synchronized gearbox. The Volvo 244GL, 244 GLE and 245 GLE have overdrive operating on fourth gear.

Fully automatic transmission is also available.

## Steering Gear

Rack and pinion steering. Split steering column of safety type.

## Suspension

Front : spring strut type.

Rear: live rear axle carried in longitudinal, rubber-mounted support arms. There are also two torque rods and an anti-roll bar.

## Braking System

Triangle split dual-circuit type. Each circuit acts simultaneously on both front wheels and one rear wheel.

Special alloy brake piping. Disc brakes all round. Power assistance. A relief valve in each circuit prevents the rear wheels from locking prematurely in emergency braking. The brake master cylinder is of the stepped bore type. The hand brake operates independently on the separate rear wheel drums.

## Instrumentation and Controls

Padded dashboard. Rheostat-controlled instrument lighting. Six-figure mileometer, tripmeter, fuel gauge and coolant temperature gauge. Warning lamps for alternator charging, oil pressure, choke, main beam, hand brake and brake failure. Tachometer. Bulb integrity sensor. Audible and optical signs for turn indicators. Glove box light. Combined steering wheel lock and ignition switch. Centre console houses controls for electrically heated rear window, headlamp wiper/washers and 4-way hazard warning flashers; seat belt reminder; controls for heating and ventilation; cigar lighter; ashtray; space for radio.

## Other Standard Equipment

Combined lever for turn indicators, main and dipped beam and main beam flasher. Combined stalk for windscreen wipers with two speeds and intermittent wipe facility and electric windscreen washers. Halogen headlights. Automatic day-running lights. Automatic reversing lights. Boot light. Integral rear fog lights (244 saloons only). Front head restraints. Rear `Fasten Seat Belts' reminder. Inertia reel belts on front seats. Two inertia reel belts and one lap belt on rear seat. 'High-impact' laminated windscreen. Padded sun visors. Day/night interior rear view mirror of safety type. Roof lining of pressed fibre-glass wool. Vanity mirror. Child-proof rear door latches. Towing points front and rear. Mud flaps. Wrap-around lights on saloons. Tinted glass (244 GL/GLE, 245 GLE). Metallic Paint (244 GL/GLE, 245 GLE). Sun Roof (244 GL/GLE). Rear wiper/washer (245 DL/GLE). Heated driver's seat (244 GL/GLE, 245 GLE). Leather upholstery (244 GL/GLE, 245 GLE).

Turning Circle Diameter Between kerbs	32' 2" (9.8 m )
Boot Capacity (244 DL/GL/GLE)	21.5 cu. ft. (615 dm <sup>3</sup> )
Cargo Area Dimensions, 245 DL/245 GLE	
Volume, rear seat up, approx.	42 cu. ft. (1.2 m <sup>3</sup> )
Volume, rear seat dropped, approx.	70 cu. ft. (2.0 m <sup>3</sup> )
Volume, concealed cavity, approx.	2.1 cu. ft. (59 dm <sup>3</sup> )
Tailgate opening, max. width	45.7" (1160 mm)
Gross Laden Weight:	
244 DL/GL/GLE	3925 lb. (1780 kg)
245 DL/GLE	4229 lb. (1950 kg)
Permissible trailer weight	3307 lb. (1500 kg)

## Warranty

12 month warranty including labour and parts irrespective of mileage. We reserve the right to modify design and equipment without prior notice.

Engine	244 DL/245 DL	244 GL	244 GLE/245 GLE
Designation	B21A	B21A	B21E
Displacement cm <sup>3</sup>	2127	2127	2127
Bore x Stroke mm	92.0 x 80.0	92.0 x 80.0	92.0 x 80.0
Max. Output hp at r/m DIN	107/5500	107/5500	123/5500
Max. Output kW at r/s DIN	79/92	79/92	90/92
Max. Torque kpm at r/m DIN	17.3/2500	17.3/2500	17.3/3500
Max. Torque Nm at r/s DIN	170/42	170/42	170/58
Compression Ratio	9.3:1	9.3:1	9.3:1
Carburation	Single Cross-Draught Carburettor	Single Cross-Draught Carburettor	CI Fuel injection
Fuel Octane	97/98	97/98	93
Wheels and Tyres	244 DL (245 DL)	244 GL	244 GLE (245 GLE)
Steel based radial ply tyres. Dimensions	175 SR 14 (185 SR 14)	185/70 SR 14	185/70 SR 14 (185 SR 14)
Rims	5J-14" (5.5J-14")	5.5J-14"	5.5J-14" (5.5J-14")

The factory reserves the right to make changes at any time, without notice, to prices, colours, materials, equipment, specifications and models and also to discontinue models.



# Standard equipment, 240 series

	244 DL	244 GL	244 GLE	245 DL	245 GLE
Front seats with adjustable lumbar support	●	●	●	●	●
Electrically heated rear window	●	●	●	●	●
Head restraints, front	●	●	●	●	●
Vertical adjustment of driving seat	●	●	●	●	●
Power assisted brakes	●	●	●	●	●
Disc brakes all round	●	●	●	●	●
Bulb integrity sensor (showing if a bulb has failed)	●	●	●	●	●
Warning lamp for brake circuit failure	●	●	●	●	●
Reminder lamp for front seat belts	●	●	●	●	●
Illuminated ash tray for rear seat	●	●	●	●	●
Ignition/lights buzzer warning	●	●	●	●	●
Quartz clock	●	●	●	●	●
Halogen headlights	●	●	●	●	●
Day-running lights	●	●	●	●	●
Automatic reversing lights	●	●	●	●	●
Inertia reel seat belts front and rear	●	●	●	●	●
Child-proof rear door latches	●	●	●	●	●
Fuel tank with safety location	●	●	●	●	●
Stepped bore brake master cylinder	●	●	●	●	●
Radial ply, steel belted tyres	●	●	●	●	●
Storage recesses in doors	●	●	●	●	●
Intermittent windscreen wipers	●	●	●	●	●
Headlamp wiper/washers	●	●	●	●	●
Collapsible steering system	●	●	●	●	●
Rheostat controlled instrument lighting	●	●	●	●	●
Laminated windscreen	●	●	●	●	●
Trip-meter	●	●	●	●	●
Hazard warning lights	●	●	●	●	●
Vanity mirror	●	●	●	●	●
Cigar lighter	●	●	●	●	●
Mud flaps	●	●	●	●	●
Full carpeting	●	●	●	●	●
Day/night rear view mirror	●	●	●	●	●
Boot/luggage compartment lighting	●	●	●	●	●
Engine bay light	●	●	●	●	●
Driver's door mirror	●	●	●	●	●
Energy absorbing bumpers	●	●	●	●	●
12 month unlimited mileage warranty	●	●	●	●	●
Side impact protection	●	●	●	●	●
Tachometer	●	●	●	●	●
Rear foglights	●	●	●		
Tinted glass		●	●		●
Metallic paint		●	●		●
Overdrive (on manual gearbox)		●	●		●
Leather upholstery		●	●		●
Fuel injection			●		●
Rear window wiper/washer				●	●
Electrically heated driver's seat		●	●		●
Sunroof	Option	●	●		

All models can be obtained with automatic transmission.  
Power assisted steering is available as an option on all 240 series cars.



# VOLVO

